

Machine-Level Programming V: Advanced Topics

COMP402127: Introduction to Computer Systems
<https://xjtu-ics.github.io/>

Danfeng Shan
Xi'an Jiaotong University

Today

- **Memory Layout**
- **Buffer Overflow**
 - Vulnerability
 - Protection
 - Bypassing Protection

x86-64 Linux Memory Layout

($2^{47} - 4096 =$) 0000 7FFF FFFF F000

■ Stack

- Runtime stack (8MB limit)
- e.g., local variables

■ Heap

- Dynamically allocated as needed
- When call `malloc()`, `calloc()`, `new()`

■ Data

- Statically allocated data
- e.g., global vars, `static` vars, string constants

■ Text / Shared Libraries

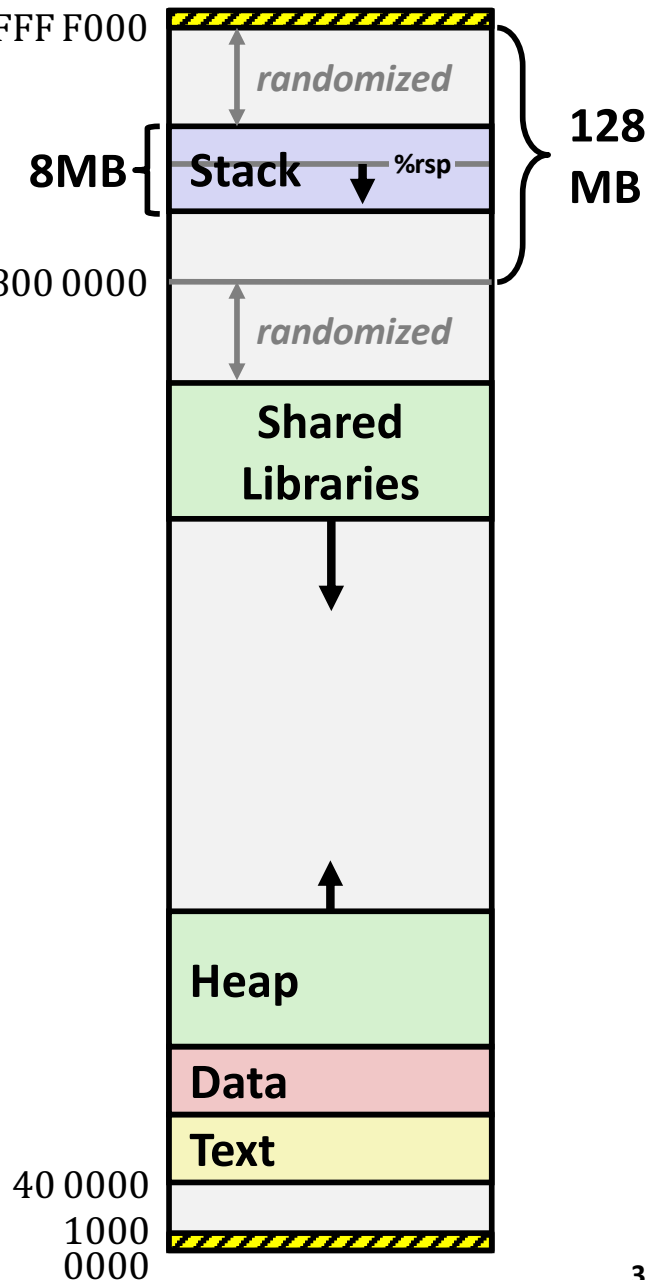
- Executable machine instructions
- Read-only

Hex Address



40 0000
1000
0000

not drawn to scale



not drawn to scale

Memory Allocation Example

0000 7FFF FFFF F000

```

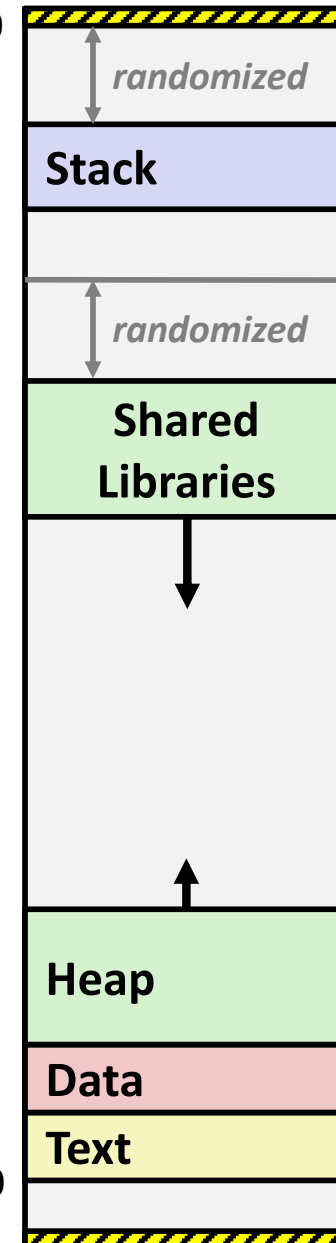
char big_array[1L<<24]; /* 16 MB */
char huge_array[1L<<31]; /* 2 GB */

int global = 0;

int useless() { return 0; }

int main ()
{
    void *phuge1, *psmall2, *phuge3, *psmall4;
    int local = 0;
    phuge1 = malloc(1L << 28); /* 256 MB */
    psmall2 = malloc(1L << 8); /* 256 B */
    phuge3 = malloc(1L << 32); /* 4 GB */
    psmall4 = malloc(1L << 8); /* 256 B */
    /* Some print statements ... */
}

```



40 0000

Where does everything go?

x86-64 Example Addresses

0000 7FFF FFFF F000

address range $\sim 2^{47}$

not drawn to scale

```

local
phuge1
phuge3
psmall14
psmall12
big_array
huge_array
main()
useless()

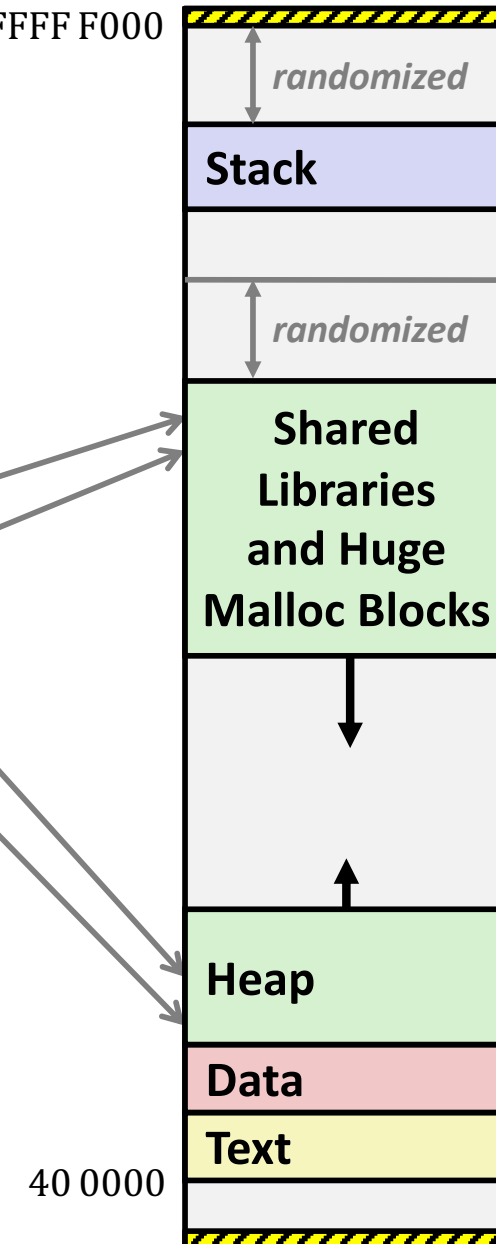
```

```

0x00007ffe4d3be87c
0x00007f7262a1e010
0x00007f7162a1d010
0x000000008359d120
0x000000008359d010
0x0000000080601060
0x0000000000601060
0x000000000040060c
0x0000000000400590

```

(Exact values can vary)



Today

- Memory Layout
- **Buffer Overflow**
 - Vulnerability
 - Protection
 - Bypassing Protection

Memory Referencing Bug Example

```
typedef struct {  
    int a[2];  
    double d;  
} struct_t;  
  
double fun(int i) {  
    volatile struct_t s;  
    s.d = 3.14;  
    s.a[i] = 1073741824; /* Possibly out of bounds */  
    return s.d;  
}
```

```
fun(0)    ->    3.1400000000  
fun(1)    ->    3.1400000000  
fun(2)    ->    3.1399998665  
fun(3)    ->    2.00000006104  
fun(6)    ->    Segmentation fault  
fun(8)    ->    3.1400000000
```

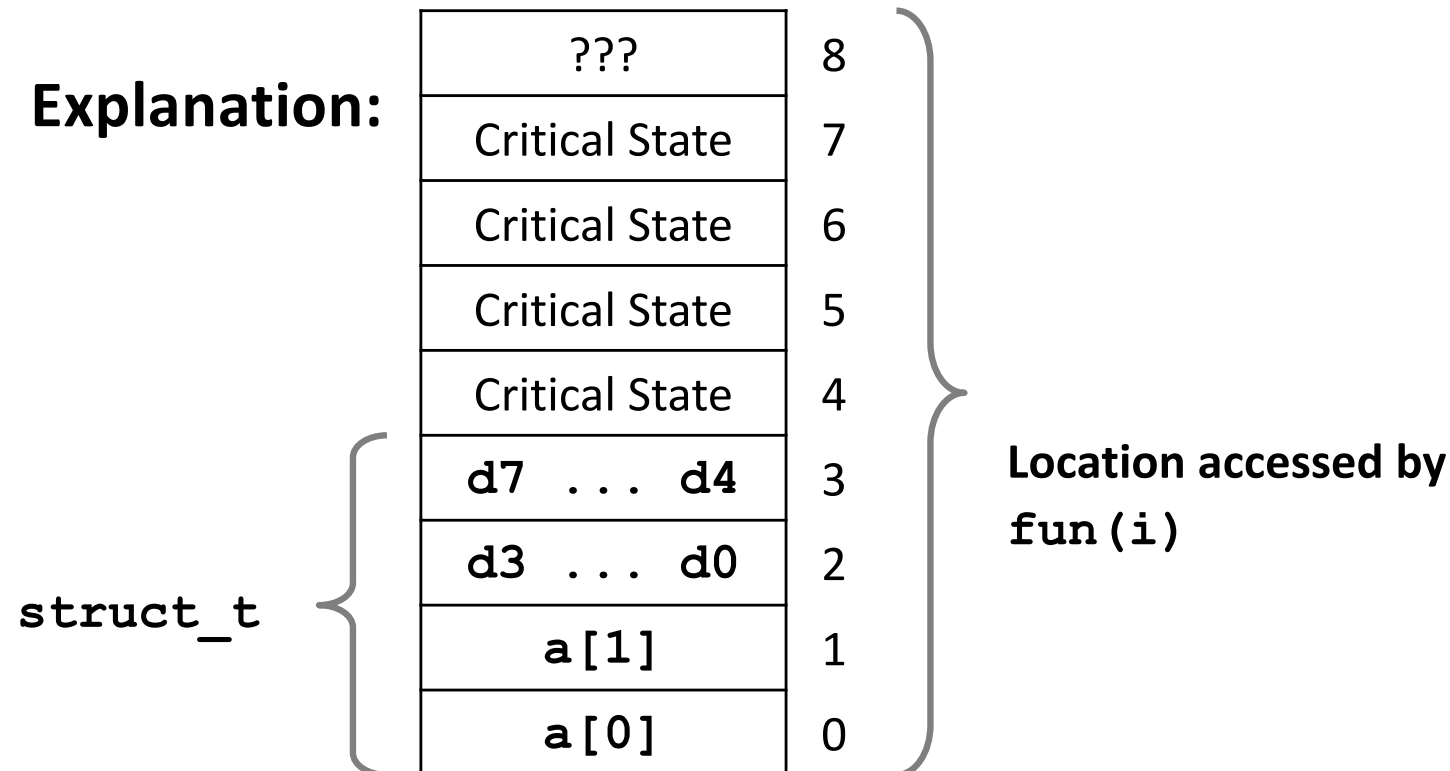
- Result is system specific

Memory Referencing Bug Example

```
typedef struct {
    int a[2];
    double d;
} struct_t;
```

fun(0)	->	3.1400000000
fun(1)	->	3.1400000000
fun(2)	->	3.1399998665
fun(3)	->	2.0000006104
fun(6)	->	Segmentation fault
fun(8)	->	3.1400000000

Explanation:



Such Problems are a BIG Deal

- **Generally called a “buffer overflow”**
 - When exceeding the memory size allocated for an array
- **Why a big deal?**
 - It's the #1 technical cause of security vulnerabilities
- **Most common form**
 - Unchecked lengths on string inputs
 - Particularly for bounded character arrays on the stack
 - sometimes referred to as stack smashing

String Library Code

■ Implementation of Unix function `gets()`

```
/* Get string from stdin */
char *gets(char *dest)
{
    int c = getchar();
    char *p = dest;
    while (c != EOF && c != '\n') {
        *p++ = c;
        c = getchar();
    }
    *p = '\0';
    return dest;
}
```

- No way to specify limit on number of characters to read

■ Similar problems with other library functions

- `strcpy`, `strcat`: Copy strings of arbitrary length
- `scanf`, `fscanf`, `sscanf`, when given `%s` conversion specification

Vulnerable Buffer Code

```
/* Echo Line */  
void echo()  
{  
    char buf[4]; /* Way too small! */  
    gets(buf);  
    puts(buf);  
}
```

```
void call_echo() {  
    echo();  
}
```

```
unix>./bufdemo-nsp  
Type a string: 01234567890  
01234567890
```

```
unix>./bufdemo-nsp  
Type a string: 012345678901  
012345678901  
Segmentation Fault
```

Buffer Overflow Disassembly

echo:

00000000000001159 <echo>:

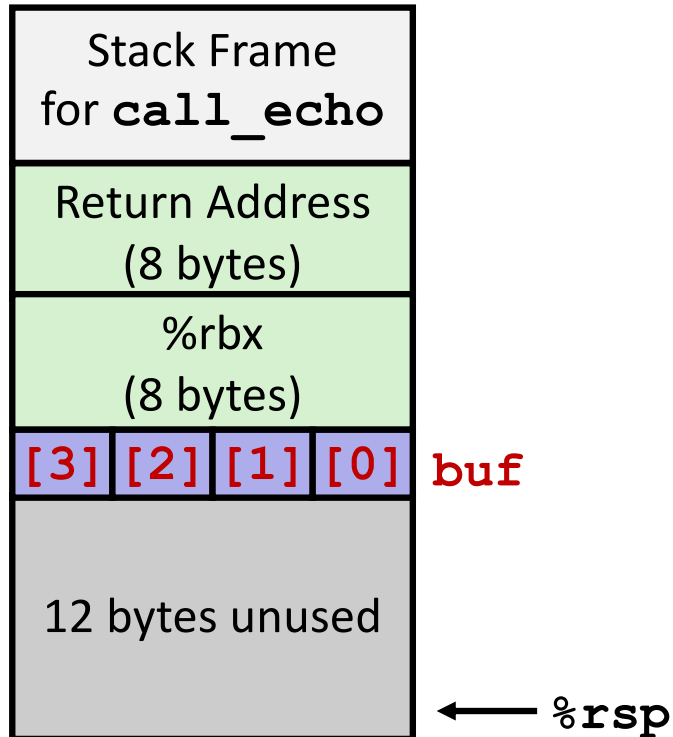
1159: 53	push	%rbx
115a: 48 83 ec 10	sub	\$0x10,%rsp
115e: 48 8d 5c 24 0c	lea	0xc(%rsp),%rbx
1163: 48 89 df	mov	%rbx,%rdi
1166: b8 00 00 00 00	mov	\$0x0,%eax
116b: e8 d0 fe ff ff	call	1040 <gets@plt>
1170: 48 89 df	mov	%rbx,%rdi
1173: e8 b8 fe ff ff	call	1030 <puts@plt>
1178: 48 83 c4 10	add	\$0x10,%rsp
117c: 5b	pop	%rbx
117d: c3	ret	

call_echo:

117e: 48 83 ec 08	sub	\$0x8,%rsp
1182: b8 00 00 00 00	mov	\$0x0,%eax
1187: e8 c5 ff ff ff	callq	1189 <echo>
118c: 48 83 c4 08	add	\$0x8,%rsp
1190: c3	ret	

Buffer Overflow Stack Example

Before call to gets

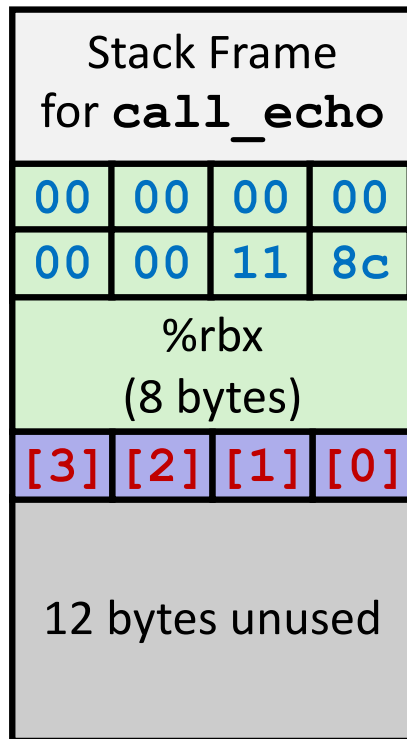


```
/* Echo Line */
void echo()
{
    char buf[4]; /* Way too small! */
    gets(buf);
    puts(buf);
}
```

```
echo:
    push    %rbx
    subq    $0x10, %rsp
    lea     0xc(%rsp), %rbx
    mov     %rbx, %rdi
    mov     $0x0, %eax
    call    gets
    . . .
```

Buffer Overflow Stack Example

Before call to gets



```
void echo()
{
    char buf[4];
    gets(buf);
    . . .
}
```

```
echo:
    push    %rbx
    subq    $0x10, %rsp
    lea     0xc(%rsp), %rbx
    mov     %rbx, %rdi
    mov     $0x0, %eax
    call    gets
    . . .
```

`call_echo:`

```
. . .
1187:    callq   4006cf <echo>
118c:    add     $0x8, %rsp
. . .
```

Buffer Overflow Stack Example #1

After call to gets

Stack Frame for <code>call_echo</code>			
00	00	00	00
00	00	11	8c
00	30	39	38
37	36	35	34
33	32	31	30
12 bytes unused			

buf

← %rsp

```
void echo()
{
    char buf[4];
    gets(buf);
    . . .
}
```

```
echo:
    push    %rbx
    subq    $0x10, %rsp
    lea     0xc(%rsp), %rbx
    mov     %rbx, %rdi
    mov     $0x0, %eax
    call    gets
    . . .
```

call_echo:

```
. . .
1187:    callq   4006cf <echo>
118c:    add     $0x8, %rsp
. . .
```

```
unix> ./bufdemo-nsp
Type a string: 01234567890
01234567890
```

```
"01234567890\0"
```

Overflowed buffer, but did not corrupt state

Buffer Overflow Stack Example #1

After call to gets

Stack Frame for <code>call_echo</code>			
00	00	00	00
00	00	11	00
31	30	39	38
37	36	35	34
33	32	31	30
12 bytes unused			

buf

← %rsp

```
void echo()
{
    char buf[4];
    gets(buf);
    . . .
}
```

```
echo:
    push    %rbx
    subq    $0x10, %rsp
    lea     0xc(%rsp), %rbx
    mov     %rbx, %rdi
    mov     $0x0, %eax
    call    gets
    . . .
```

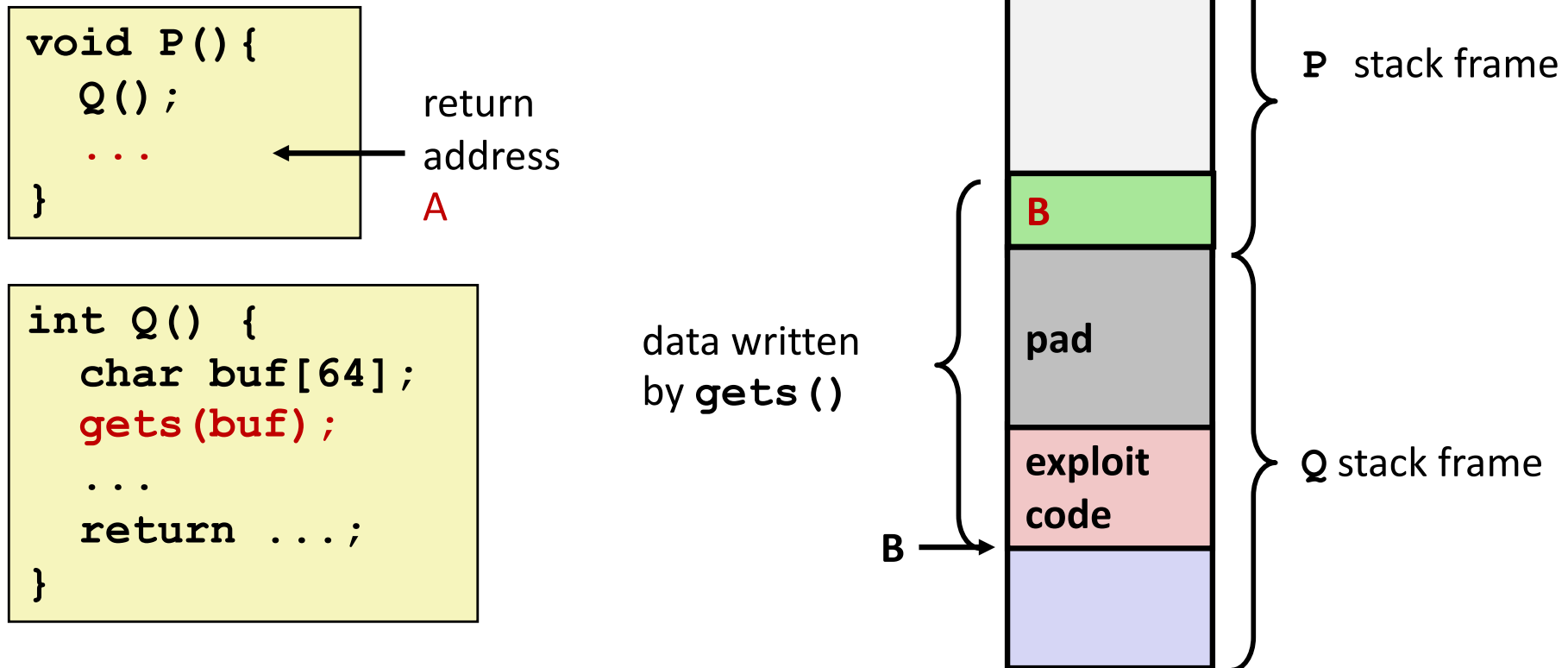
call_echo:

```
. . .
1187:    callq   4006cf <echo>
118c:    add     $0x8, %rsp
. . .
```

```
unix> ./bufdemo-nsp
Type a string: 012345678901
012345678901
segmentation fault
```

Program “returned” to 0x1100, and then crashed.

Code Injection Attacks



- Input string contains byte representation of executable code
- Overwrite return address A with address of buffer B
- When Q executes `ret`, will jump to exploit code

Exploits Based on Buffer Overflows

- *Buffer overflow bugs can allow remote machines to execute arbitrary code on victim machines*
- **Distressingly common in real programs**
 - Programmers keep making the same mistakes ☹
 - Recent measures make these attacks much more difficult
- **Examples across the decades**
 - Original “Internet worm” (1988)
 - “IM wars” (1999)
 - Twilight hack on Wii (2000s)
 - ... and many, many more
- **You will learn some of the tricks in attacklab**
 - Hopefully to convince you to never leave such holes in your programs!!

Example: the original Internet worm (1988)

■ Exploited a few vulnerabilities to spread

- Early versions of the finger server (fingerd) used `gets()` to read the argument sent by the client:
 - `finger dfshan@xjtu.edu.cn`
- Worm attacked fingerd server by sending phony argument:
 - `finger "exploit-code padding new-return-address"`
 - exploit code: executed a root shell on the victim machine with a direct TCP connection to the attacker.

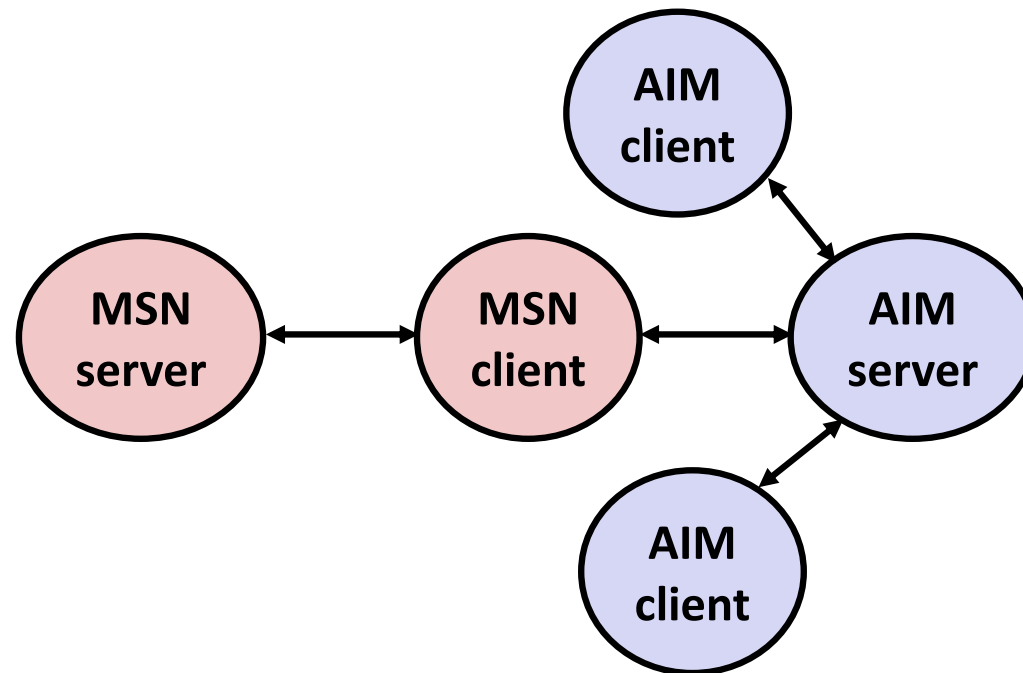
■ Once on a machine, scanned for other machines to attack

- invaded ~6000 computers in hours (10% of the Internet ☺)
 - see June 1989 article in *Comm. of the ACM*
- the young author of the worm was prosecuted...
- and CERT was formed... still homed at CMU

Example 2: IM War

■ July, 1999

- Microsoft launches MSN Messenger (instant messaging system).
- Messenger clients can access popular AOL Instant Messaging Service (AIM) servers



IM War (cont.)

■ August 1999

- Mysteiously, Messenger clients can no longer access AIM servers
- Microsoft and AOL begin the IM war:
 - AOL changes server to disallow Messenger clients
 - Microsoft makes changes to clients to defeat AOL changes
 - At least 13 such skirmishes
- What was really happening?
 - AOL had discovered a buffer overflow bug in their own AIM clients
 - They exploited it to detect and block Microsoft: the exploit code returned a 4-byte signature (the bytes at some location in the AIM client) to server
 - When Microsoft changed code to match signature, AOL changed signature location

Date: Wed, 11 Aug 1999 11:30:57 -0700 (PDT)
From: Phil Bucking <philbucking@yahoo.com>
Subject: AOL exploiting buffer overrun bug in their own software!
To: rms@pharlap.com

Mr. Smith,

I am writing you because I have discovered something that I think you might find interesting because you are an Internet security expert with experience in this area. I have also tried to contact AOL but received no response.

I am a developer who has been working on a revolutionary new instant messaging client that should be released later this year.

...

It appears that the AIM client has a buffer overrun bug. By itself this might not be the end of the world, as MS surely has had its share. But AOL is now *exploiting their own buffer overrun bug* to help in its efforts to block MS Instant Messenger.

....

Since you have significant credibility with the press I hope that you can use this information to help inform people that behind AOL's friendly exterior they are nefariously compromising peoples' security.

Sincerely,
Phil Bucking
Founder, Bucking Consulting
philbucking@yahoo.com

***It was later determined that this
email originated from within
Microsoft!***

Today

- Memory Layout
- **Buffer Overflow**
 - Vulnerability
 - Protection
 - Bypassing Protection

What to Do About Buffer Overflow Attacks

- **Avoid overflow vulnerabilities**
- **Employ system-level protections**
- **Have compiler use “stack canaries”**
- **Lets talk about each...**

1. Avoid Overflow Vulnerabilities in Code (!)

```
/* Echo Line */  
void echo()  
{  
    char buf[4];  
    fgets(buf, 4, stdin);  
    puts(buf);  
}
```

- For example, use library routines that limit string lengths
 - **fgets** instead of **gets**
 - **strncpy** instead of **strcpy**
 - Don't use **scanf** with **%s** conversion specification
 - Use **fgets** to read the string
 - Or use **%ns** where **n** is a suitable integer

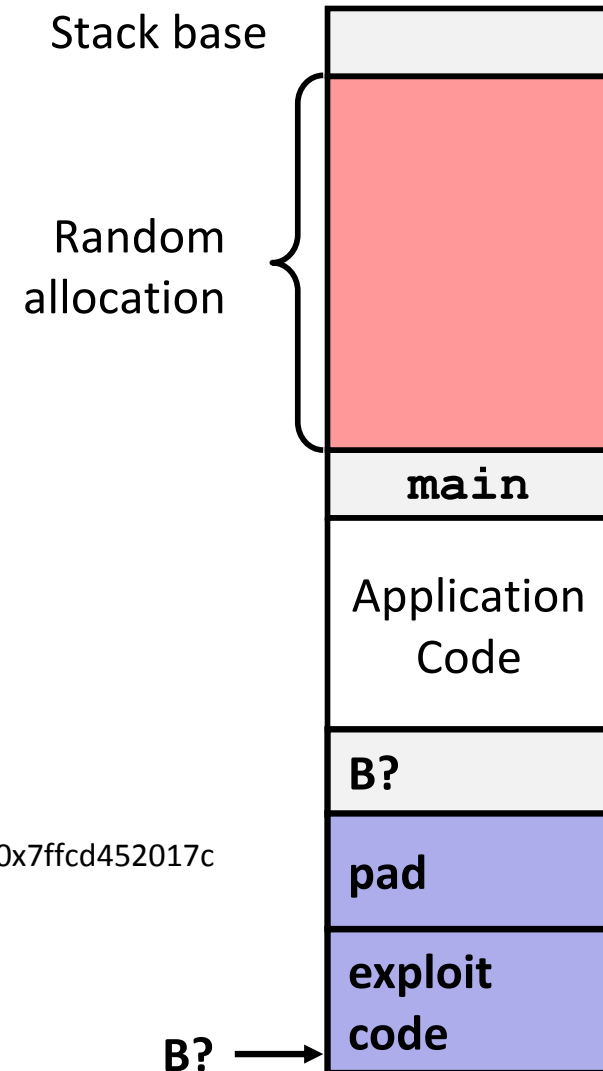
2. System-Level Protections Can Help

■ Randomized stack offsets

- At start of program, allocate random amount of space on stack
- Shifts stack addresses for entire program
- Makes it difficult for hacker to predict beginning of inserted code
- e.g., 5 executions of memory allocation code

local 0x7ffe4d3be87c 0x7fff75a4f9fc 0x7ffeadb7c80c 0x7ffeaea2fdac 0x7ffcd452017c

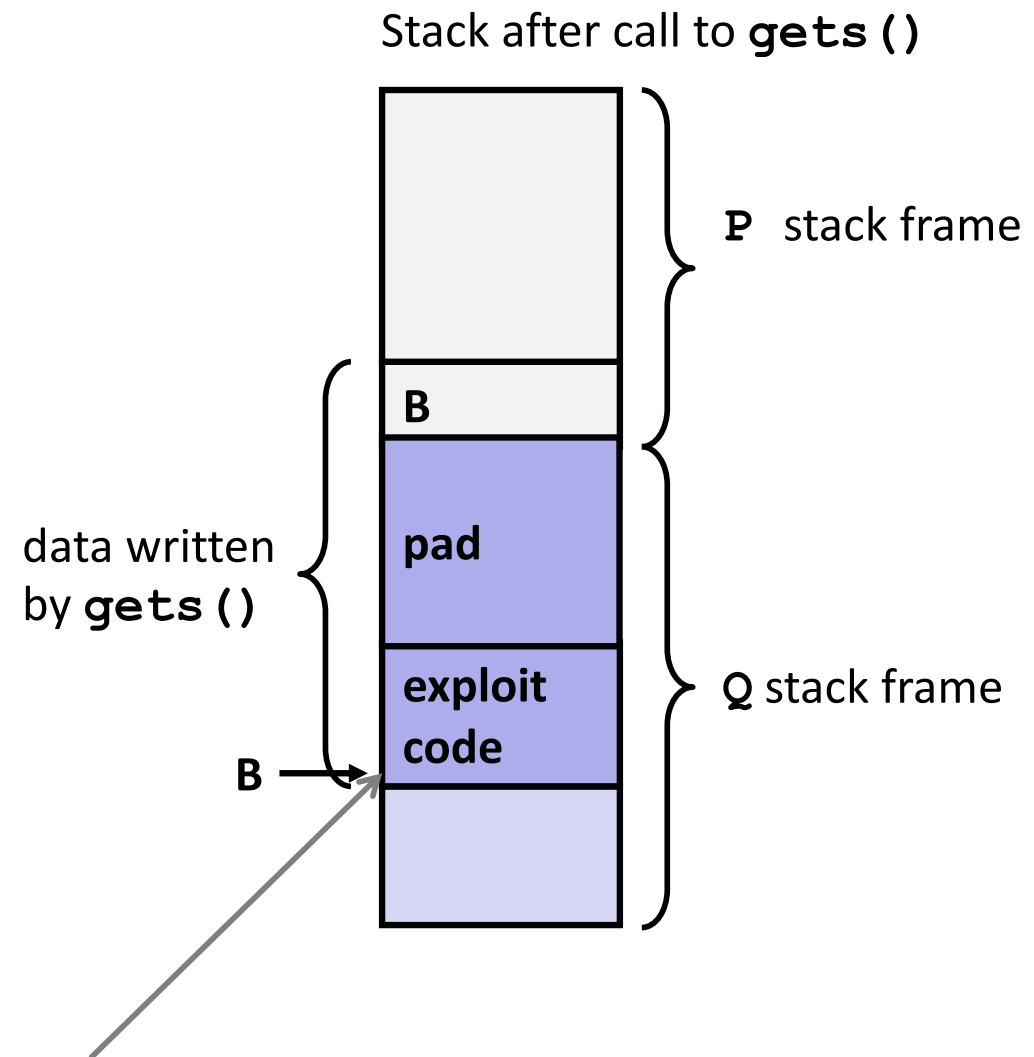
- Stack repositioned each time program executes



2. System-Level Protections Can Help

■ Non-executable memory

- Older x86 CPUs would execute machine code from any readable address
- x86-64 added a way to mark regions of memory as *not executable*
- Immediate crash on jumping into any such region
- Current Linux and Windows mark the stack this way



Any attempt to execute this code will fail

3. Stack Canaries Can Help

■ Idea

- Place special value (“canary”) on stack just beyond buffer
- Check for corruption before exiting function

■ GCC Implementation

- `-fstack-protector`
- Now the default (disabled earlier)

```
unix> ./bufdemo-sp  
Type a string: 0123  
0123456
```

```
unix> ./bufdemo-sp  
Type a string: 01234  
*** stack smashing detected ***
```

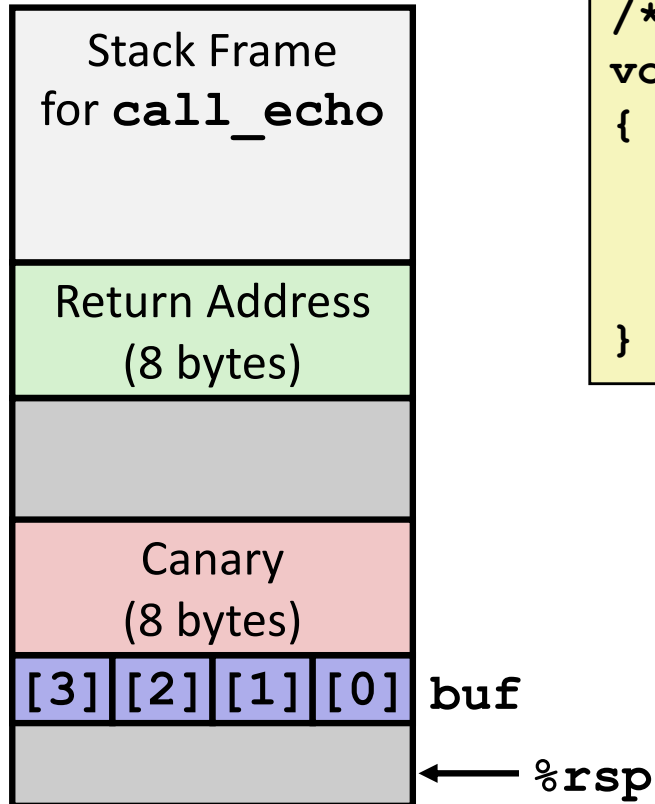
Protected Buffer Disassembly

echo:

```
1169:    push    %rbx
116a:    sub     $0x10,%rsp
116e:    mov     %fs:0x28,%rax
1177:    mov     %rax,0x8(%rsp)
117c:    xor     %eax,%eax
117e:    lea     0x4(%rsp),%rbx
1183:    mov     %rbx,%rdi
1186:    callq   1050 <gets@plt>
118b:    mov     %rbx,%rdi
118e:    call    1030 <puts@plt>
1193:    mov     0x8(%rsp),%rax
1198:    sub     %fs:0x28,%rax
11a1:    jne     11a9 <echo+0x40>
11a3:    add     $0x10,%rsp
11a7:    pop     %rbx
11a8:    ret
11a9:    call    1040 <__stack_chk_fail@plt>
```

Setting Up Canary

Before call to gets

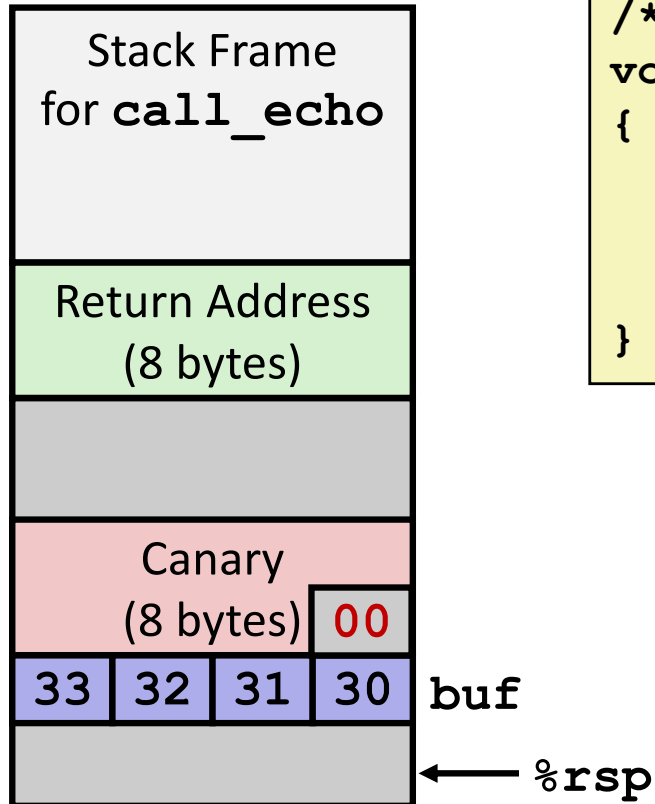


```
/* Echo Line */
void echo()
{
    char buf[4]; /* Way too small! */
    gets(buf);
    puts(buf);
}
```

```
echo:
    . . .
    mov     %fs:0x28, %rax    # Get canary
    mov     %rax, 0x8(%rsp)  # Place on stack
    xor     %eax, %eax       # Erase register
    . . .
```

Checking Canary

After call to gets



```
/* Echo Line */
void echo()
{
    char buf[4]; /* Way too small! */
    gets(buf);
    puts(buf);
}
```

Input: 0123

LSB of canary is 0x00

```
echo:
. . .
1193    mov     0x8(%rsp),%rax    # Retrieve from stack
1198    sub     %fs:0x28,%rax     # Compare to canary
11a1    jne     11a9 <echo+0x40> # If not same, error
. . .
11a9    call    __stack_chk_fail # FAIL
```

Return-Oriented Programming Attacks

■ Challenge (for hackers)

- Stack randomization makes it hard to predict buffer location
- Marking stack non-executable makes it hard to insert binary code

■ Alternative Strategy

- Use existing code
 - Part of the program or the C library
- String together fragments to achieve overall desired outcome
- *Does not overcome stack canaries*

■ Construct program from *gadgets*

- Sequence of instructions ending in `ret`
 - Encoded by single byte `0xc3`
- Code positions fixed from run to run
- Code is executable

Gadget Example #1

```
long ab_plus_c  
  (long a, long b, long c)  
{  
    return a*b + c;  
}
```

```
00000000004004d0 <ab_plus_c>:  
4004d0: 48 0f af fe  imul %rsi,%rdi  
4004d4: 48 8d 04 17  lea (%rdi,%rdx,1),%rax  
4004d8: c3           retq
```

$\text{rax} \leftarrow \text{rdi} + \text{rdx}$

Gadget address = 0x4004d4

- Use tail end of existing functions

Gadget Example #2

```
void setval(unsigned *p) {  
    *p = 3347663060u;  
}
```

Encodes `movq %rax, %rdi`

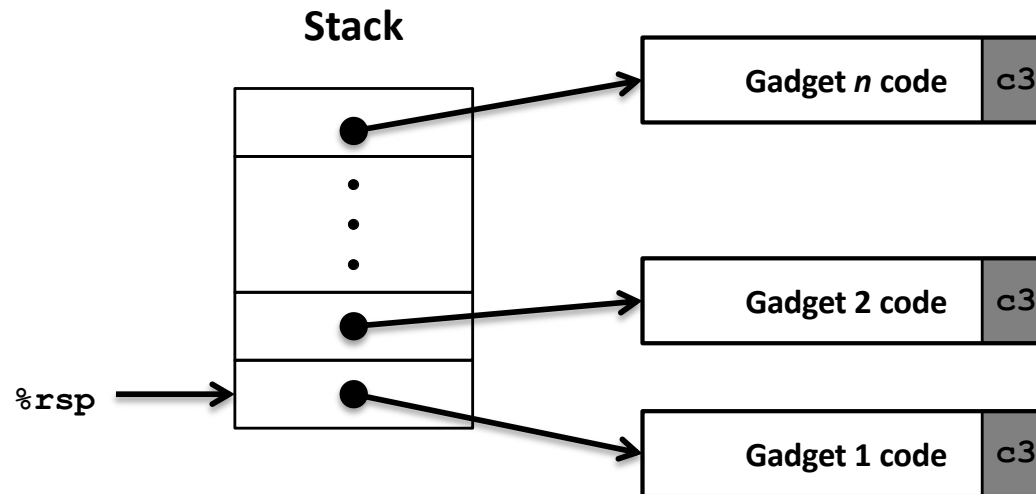
```
<setval>:  
4004d9: c7 07 d4 48 89 c7 movl $0xc78948d4, (%rdi)  
4004df: c3                retq
```

`rdi ← rax`

Gadget address = 0x4004dc

- Repurpose byte codes

ROP Execution



- **Trigger with `ret` instruction**
 - Will start executing Gadget 1
- **Final `ret` in each gadget will start next one**
 - `ret`: pop address from stack and jump to that address

Recall: Buffer Overflow Stack Example #1

After call to gets

Stack Frame for <code>call_echo</code>			
00	00	00	00
00	00	11	8c
00	30	39	38
37	36	35	34
33	32	31	30
12 bytes unused			

buf

← %rsp

```
void echo()
{
    char buf[4];
    gets(buf);
    . . .
}
```

```
echo:
    push    %rbx
    subq    $0x10, %rsp
    lea     0xc(%rsp), %rbx
    mov     %rbx, %rdi
    mov     $0x0, %eax
    call    gets
    . . .
```

call_echo:

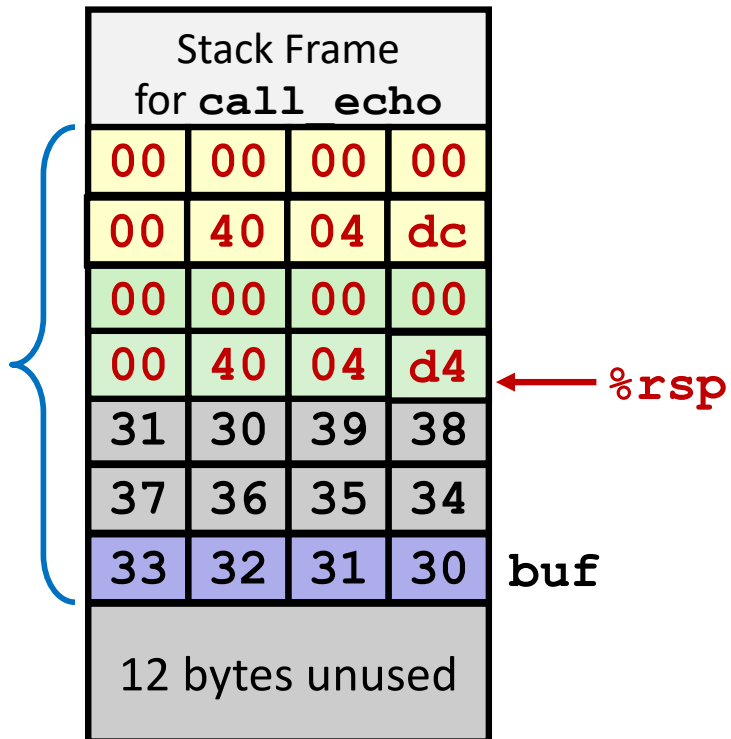
```
. . .
1187:    callq   4006cf <echo>
118c:    add     $0x8, %rsp
. . .
```

```
unix> ./bufdemo-nsp
Type a string: 01234567890
01234567890
```

```
"01234567890\0"
```

Overflowed buffer, but did not corrupt state

Crafting an ROP Attack String



■ Gadget #1

- `0x4004d4` $\text{rax} \leftarrow \text{rdi} + \text{rdx}$

■ Gadget #2

- `0x4004dc` $\text{rdi} \leftarrow \text{rax}$

■ Combination

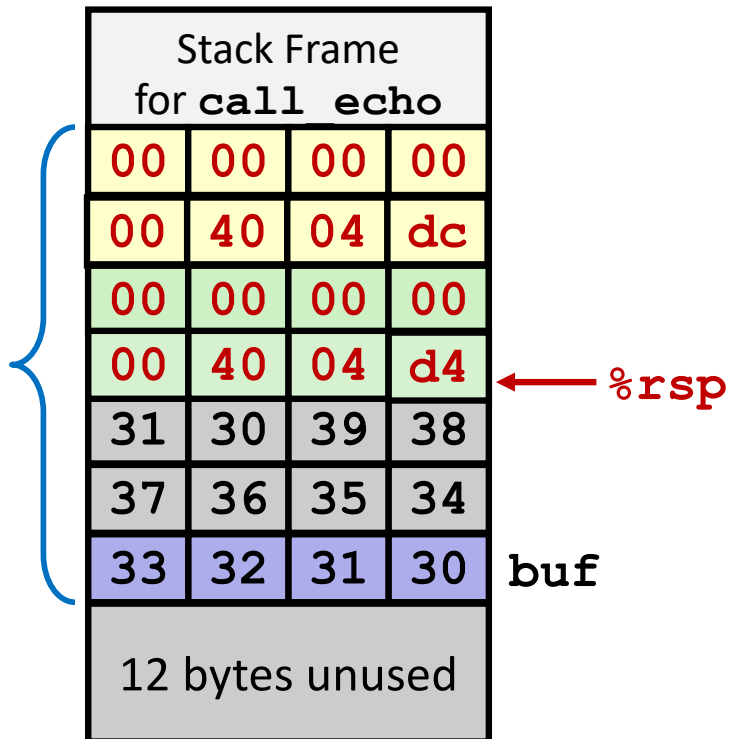
$\text{rdi} \leftarrow \text{rdi} + \text{rdx}$

Attack String (Hex)

```
30 31 32 33 34 35 36 37 38 39 30 31 d4 04 40 00 00 00 00 00 dc 04 40 00
00 00 00 00
```

Multiple gadgets will corrupt stack upwards

What Happens When echo Returns?



1. Echo executes `ret`
 - Starts Gadget #1
2. Gadget #1 executes `ret`
 - Starts Gadget #2
3. Gadget #2 executes `ret`
 - Goes off somewhere ...

Multiple gadgets will corrupt stack upwards

Today

- Memory Layout
- **Buffer Overflow**
 - Vulnerability
 - Protection
 - Bypassing Protection